



Pletronics, Inc.

19013 36th Ave. West PO Box 2607 Lynnwood, Washington 98036 U.S.A.
T: 1-425-776-1880 F: 1-425-776-2760 E: ple-sales@pletronics.com
www.pletronics.com

Effective January 1, 2008 The SM11xxB series is discontinued.

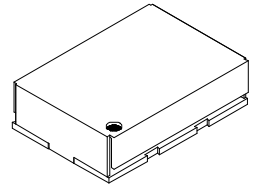
This has been discontinued because:

- the difficulty of the older design to assemble well in the newer RoHS compliant high temperature reflow processes.
- the cover assembly was not meeting some of the cleaning and assembly needs of the newer processes.
- the components needed to make these parts are no longer available.

This requirement is best met by using an SM77xxD 5x7mm SMD oscillator.



SM1145BD CMOS Series



- CMOS with Enable/ Disable, 3rd Overtone Crystal Used
- Low Jitter
- 4 Pad Surface Mount Clock Oscillator
- Solder Pad Compatible to our SM11 Series, Epson SG615 & SG8002J

70.00 MHz – 170.00 MHz

Consult factory for higher frequencies

Standard Specifications

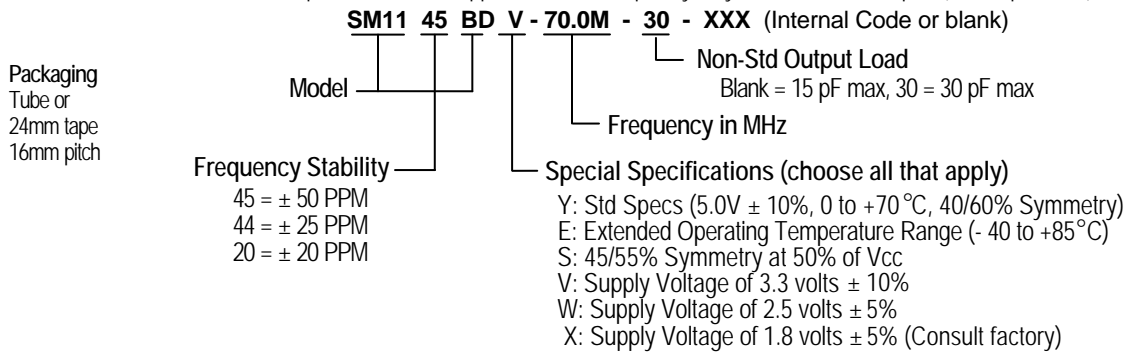
Overall Frequency Stability	SM1145BD: ± 50 PPM, SM1144BD: ± 25 PPM, SM1120BD: ± 20 PPM over Operating Temp. Range
Operating Temperature Range	0 to +70°C is standard, but can be extended to -40 to +85°C for certain frequencies
Supply Voltage (Vcc)	5.0 volts, 3.3 volts, and 2.5 volts available, consult factory for 1.8 volts
Symmetry (Duty Cycle)	40/60 to 60/40% is standard, but 45/55% at 50% of Vcc is also available (see Waveform 1)
Logic Levels	Logic "1" 90% of Vcc MIN; Logic "0" 10% of Vcc MAX
Jitter	1 pS RMS maximum, from 12 kHz to 20 MHz from carrier
Output Load	Standard load is 15pF (typ. 1 ASIC) maximum, see Test Circuit 3 (consult factory for heavier loads)
Enable/Disable Option (E/D)	Output enabled when Pin #1 is open or at Logic "1"; Output disabled when Pin #1 is at Logic "0".

CMOS 70 - 170 MHz, 3rd OT
Page 8 - 11

See Website for Supply Current (Icc) and Rise and Fall Times

Part Numbering Guide

Portions of the part number that appear after the frequency may not be marked on part (C of C provided)



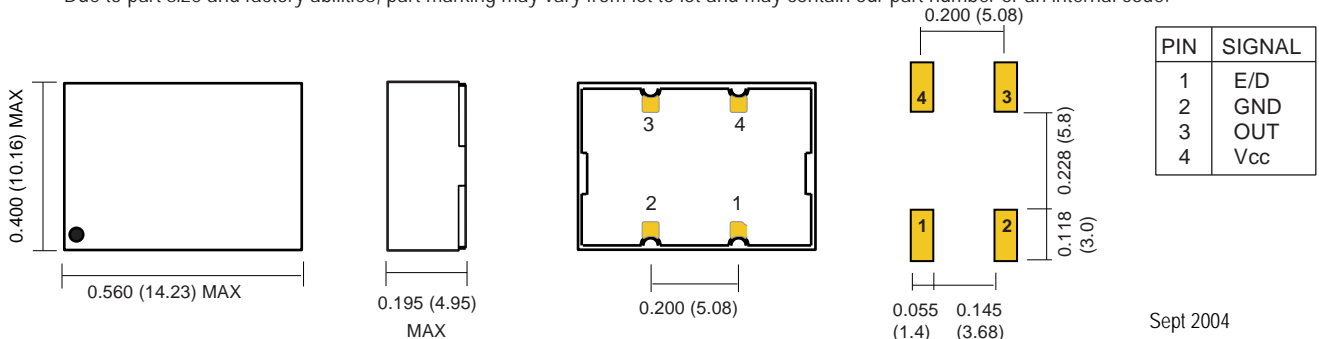
Consult factory for available frequencies and specs. Not all options available for all frequencies. A special part number may be assigned. Frequency Stability is inclusive of frequency shifts due to calibration, temperature, supply voltage, shock, vibration and load

Mechanical: inches (mm)

not to scale

Solder Pads

Due to part size and factory abilities, part marking may vary from lot to lot and may contain our part number or an internal code.



Sept 2004